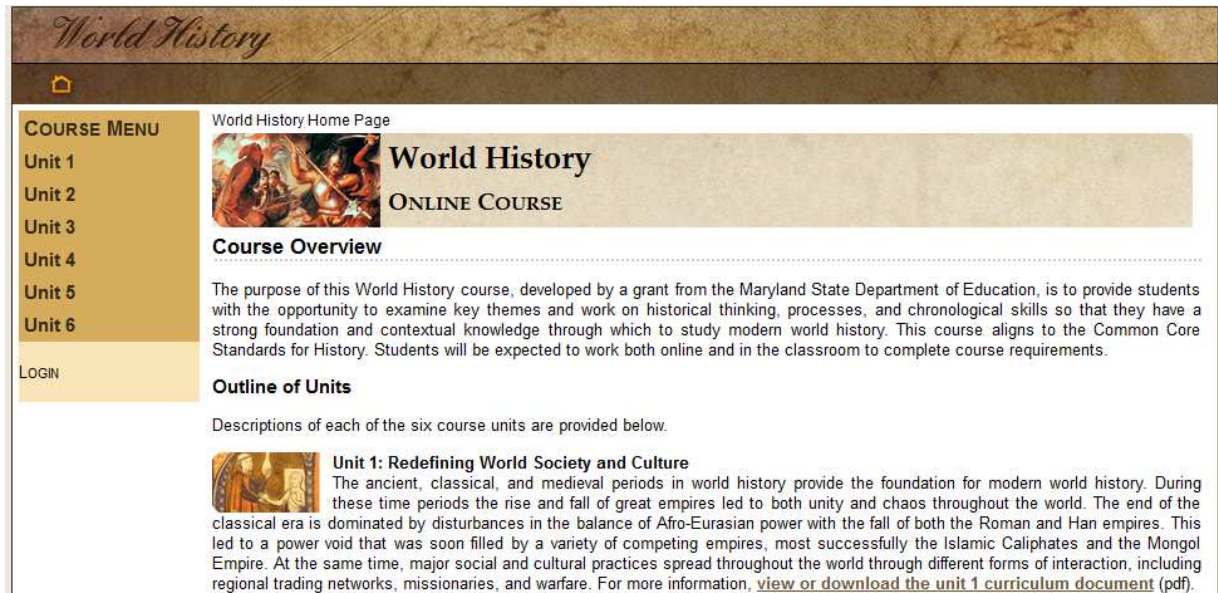


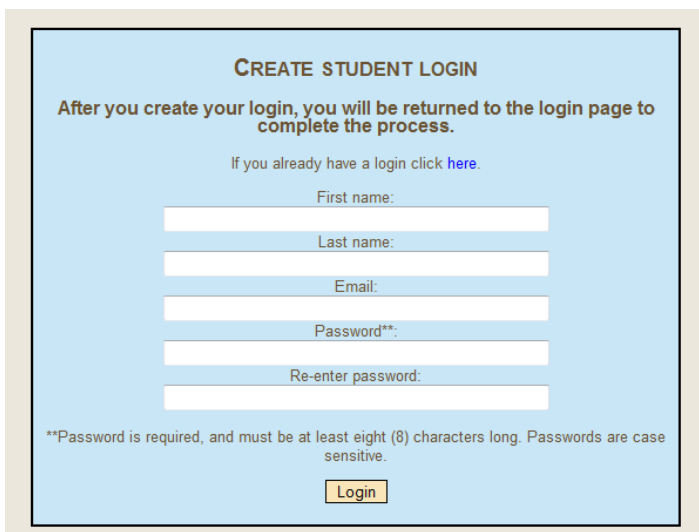
World History Online Course - Directions to Access the Course Site

Step 1: Go to the web site <http://cecilcounty.mdonlinegrants.org/login.php> and you should see the course overview page.



The screenshot shows the 'World History Online Course' home page. On the left is a 'COURSE MENU' with links for Unit 1 through Unit 6 and a 'LOGIN' button. The main content area features a 'World History ONLINE COURSE' header with a historical painting. Below this is a 'Course Overview' section explaining the course's purpose and alignment with Common Core Standards. It also includes an 'Outline of Units' section with a description for 'Unit 1: Redefining World Society and Culture', which covers ancient, classical, and medieval periods.

Step 2: Select the LOGIN button. If you do not have an account you should be prompted to login. Follow the instructions to setup an account.



The screenshot shows a 'CREATE STUDENT LOGIN' form. It includes instructions: 'After you create your login, you will be returned to the login page to complete the process.' and a link for existing users: 'If you already have a login click [here](#).' The form contains five input fields: 'First name:', 'Last name:', 'Email:', 'Password**:', and 'Re-enter password:'. A 'Login' button is at the bottom. A note states: '**Password is required, and must be at least eight (8) characters long. Passwords are case sensitive.'

Step 3: You should now be in the course and see your name logged in.

World History

World History Home Page


World History
ONLINE COURSE

Course Overview

The purpose of this World History course, developed by a grant from the Maryland State Department of Education, is to provide students with the opportunity to examine key themes and work on historical thinking, processes, and chronological skills so that they have a strong foundation and contextual knowledge through which to study modern world history. This course aligns to the Common Core Standards for History. Students will be expected to work both online and in the classroom to complete course requirements.

Outline of Units

Descriptions of each of the six course units are provided below.

 **Unit 1: Redefining World Society and Culture**
The ancient, classical, and medieval periods in world history provide the foundation for modern world history. During these time periods the rise and fall of great empires led to both unity and chaos throughout the world. The end of the classical era is dominated by disturbances in the balance of Afro-Eurasian power with the fall of both the Roman and Han empires. This led to a power void that was soon filled by a variety of competing empires, most successfully the Islamic Caliphates and the Mongol Empire. At the same time, major social and cultural practices spread throughout the world through different forms of interaction, including regional trading networks, missionaries, and warfare. For more information, [view or download the unit 1 curriculum document \(pdf\)](#).

Step 4: To visit a lesson, click on Unit, Lesson, and page. For example, Unit 1 Lesson A Lesson Overview and the page should appear as shown below.

World History

World History > Redefining World Society and Culture > Thinking Like a Historian > Page 1 of 8

Unit 1: Redefining World Society and Culture
LESSON A: THINKING LIKE A HISTORIAN

Lesson Overview

 Learning to think like a historian helps students develop skills for understanding both the past and the present. In this lesson, students learn some of the historical thinking skills that they will use throughout this course. These skills will also help students navigate the information highway and become well-informed global citizens.

Key Questions

1. Why is it important to learn to think like a historian?
2. How can I use historical thinking to understand the world in which I live?

Student Outcomes

1. Describe the reasons to study history and the importance of keeping an active, inquiring, multi-perspective attitude.

Key Terms

- ◆ [bias](#)
- ◆ [context](#)
- ◆ [corroborate](#)
- ◆ [credible](#)
- ◆ [evidence](#)
- ◆ [interpretation](#)
- ◆ [multiple perspective](#)
- ◆ [perspective](#)
- ◆ [source](#)

Student Resources

- [Historical Thinking Questions Organizer \(pdf\)](#)
- [Historical Thinking Skills — Freedom of Expression \(pdf\)](#)

Step 5: To log off of the course, click on the logout link in the bottom left of the course menu.